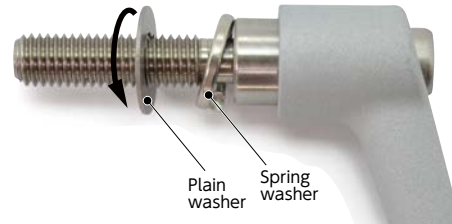


- Miniature plastic clamp lever with spring washer.
- This eliminates the need to mount spring washers.
- The special shape of the plain washer holds the spring washer captive.
- The plain washer can be rotated along the thread ridges and removed. The spring washer can be replaced with a different washer component.



- The product development was conducted with LCA (Life Cycle Assessment), in consideration for the environmental load, especially for global warming.
- Greenhouse effect gas emission is reduced by 6.5% compared to conventional products.
- The zinc die cast serration ring is inserted into the plastic lever main unit. It achieves sufficient fitting strength with the metal screw serrations.

- The lever is available in 5 color variations. They can be selected by the end symbol of the part number.

End Symbol	Lever Part Color
BK	Matte Black
SG	Matte Silver
OR	Matte Orange
YW	Matte Yellow
SK	Matte Transparent

Material/Finish



Component	Material/Finish
Lever Part	Nylon 6 (Various Color)
Thread Part	SUM22L Ferrosferic Oxide Film (Black)
Spring Washer	SUS304
Plain Washer	SUS304
Setscrew	Steel Ferrosferic Oxide Film (Black)
Serration Ring	Zinc Die Cast
Spring	Stainless Steel Wire

Dimensions

Unit : mm

Part Number	M (Coarse)		R	H	H'	h	s	D	d	Ds	ts	Dw	tw	s1	Tooth No.	Max.*1 Load (N)	Max.*1 Clamping Force (kN)	Mass (g)
	Nominal of Thread	Pitch																
LECM-5-W	M5	0.8	30	29	32.5	24.5	4.2	13	10	9.2	1.3	10	0.5	4	18	62	2.7	18 - 23
LECM-6-W	M6	1	30	29	32.5	24.5	4.2	13	10	12.2	1.5	12	0.6	5	18	110	3.8	19 - 25

\*1 : About the definition of max. load / max. clamping force → P.xxxx

- Part number specification

**LECM-5-20-W-BK**



For **2** screw length Lm, select from the sizes marked with ● in the table.

⚠ Precautions for Use

Before tightening the lever, make sure that the plain washers are located at the relief cut section as shown in **Fig. 1**. Tightening the plain washer while hooked on the screw thread as shown in **Fig. 2** may cause the plain washer to be deformed.

Fig. 1

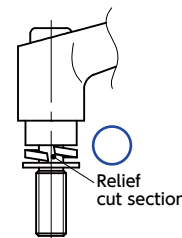
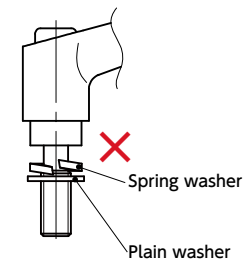


Fig. 2



- Usage example

Can be used for tightening slotted holes.



- Nominal of thread for slotted hole widths should be +0.5 mm or less.



Part Number	Lm (mm)						
	12	16	20	25	32	40	50
LECM-5-W	●	●	●	●	●	●	●
LECM-6-W	●	●	●	●	●	●	●

Cleanroom Wash & Packaging → P.xxxx	Screw Combination → P.xxxx	Screw Length Adjustment → P.xxxx	Vibration Resistant → P.xxxx	Laser Marking → P.xxxx
Not Available	Not Available	Available / Add'l charge	Not Available	Available / Add'l charge