

# MOC Flexible Couplings - Oldham Type

High torque High Allowable Misalignment Small Eccentric Reaction Force

## Structure

### Set Screw Type

**MOC**



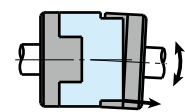
### Clamping Type

**MOC-C**

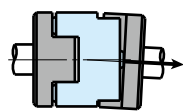


### Spacer's Projection Structure

Spacer's projection structure allows large angular to be effortlessly accepted. It reduces burden on the shaft.



(Without projection)



(With projection)

In the oldham-type coupling whose spacer has no projection, the spacer and hubs interfere with each other near outside diameter, so that the max. angular alignment is small (1° - 1.5°) and that the bending moment arises on the shaft.

NBK's oldham type coupling allows the angular alignment to be easily accepted since the projection serves as support. Bending moment does not arise. Therefore, the max. angular alignment is large (3°) and the burden on the shaft is reduced.

### Applicable motors

	MOC
Servomotor	●
Stepping Motor	●
General-purpose Motor	◎

◎: Excellent ●: Available

### Property

	MOC
High Torque	◎
Allowable Misalignment	◎
Small Eccentric Reaction Force	◎
Allowable Operating Temperature	-20°C to 80°C

◎: Excellent ○: Very good

- This is an oldham type flexible coupling.
- The spacer uses resin containing eco-friendly recycled carbon fiber. Higher-torque specifications than **MOR**.
- Slippage of hubs and a spacer allows large eccentricity and angular alignment to be accepted.
- The eccentric reaction generated by misalignment is small and the burden on the shaft is reduced.
- The simple structure allows the unit to be easily assembled.
- Compliant with the Japan Machine Accessory Association organizational standards (TES 1403).

### Application

Sputtering device / Parts feeder / Industrial sewing machine / Amusement device

### Material/Finish



	MOC / MOC-C
Hub	A2017 Anodized*1
Spacer	Polyacetal with Recycled Carbon Fiber
Hex Socket Set Screw	SCM435 Ferrosferric Oxide Film (Black)
Hex Socket Head Cap Screw	SCM435 Ferrosferric Oxide Film (Black)

\*1: With regard to bore surface treatment, process needs may result in a mixture of parts with and without surface treatment. This will not lead to any issues in terms of coupling performance.

### Part Number Specification

## MOC-28C-6-10

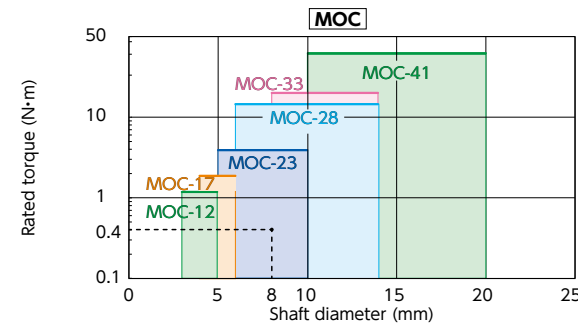
Product Symbol | Size | Bore Diameter

Please refer to dimensional table for part number specification.

## Selection

### Selection Based on Shaft Diameter and Rated Torque

The area bounded by the shaft diameter and rated torque indicates the selection size.



### Selection Example

In case of selected parameters of shaft diameter of  $\phi$  8 and load torque of  $0.4N \cdot m$ , the selection size is

**MOC-23**.



Additional Keyway at Shaft Hole Available / Add'l charge

Cleanroom Wash & Packaging Please feel free to contact us

Change to Stainless Steel Screw Available / Add'l charge